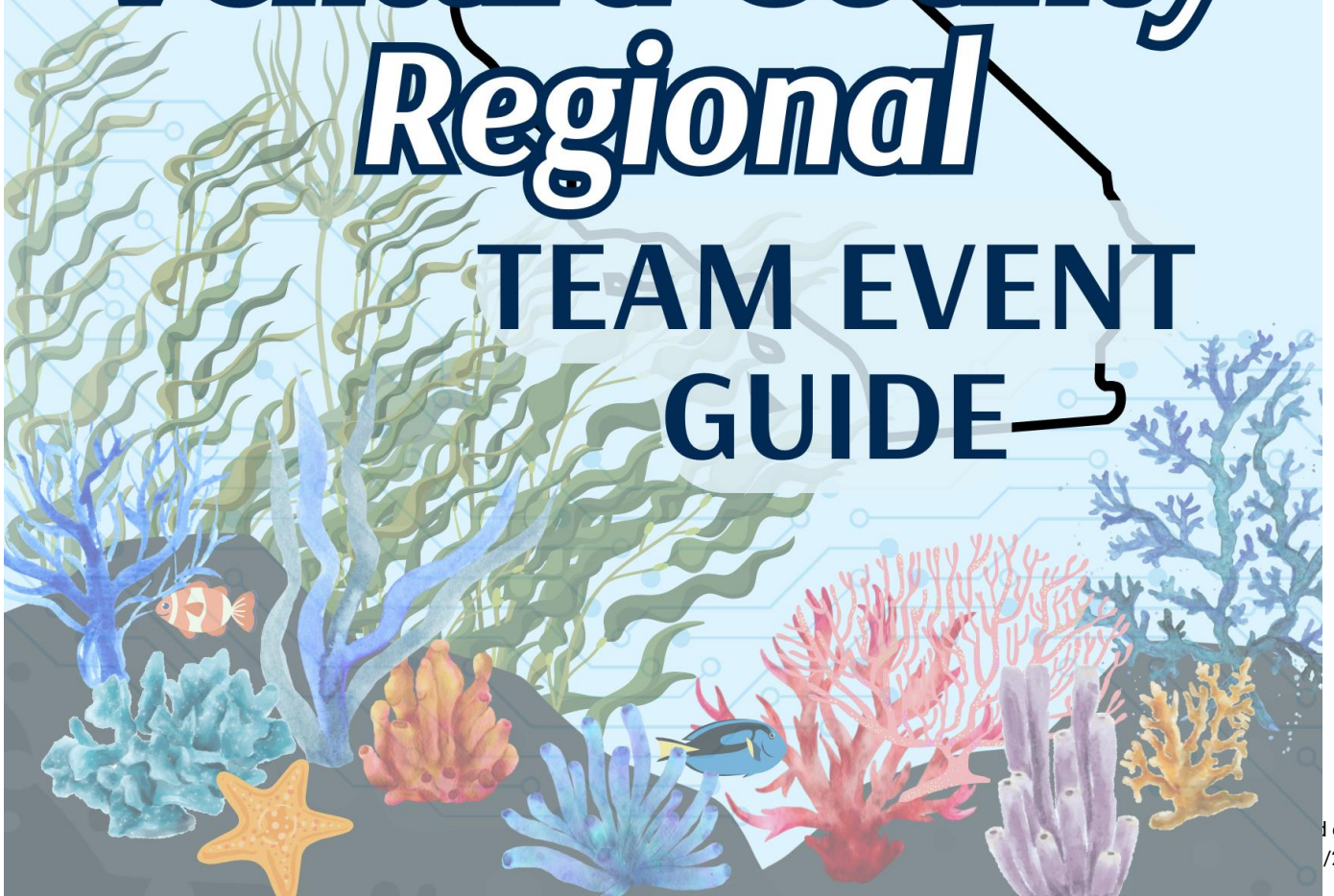


MARCH 6-9

A black outline map of California is positioned behind the text, with its top edge at the top of the page and its bottom edge at the bottom of the page.

2025 *Ventura County* *Regional* TEAM EVENT GUIDE





Congratulations on completing the robot build season. a
Now let's get ready for the competition!



PRESENTED BY 
Gene Haas Foundation

FIRST
ROBOTICS
COMPETITION

Greetings and Welcome to the 2025 Ventura County *FIRST*® Robotics Competition Regional!

In preparation for the Ventura County Regional, we've put together this Event Guide to help teams get the most fun out of the competition. We hope the information found in this guide answers your questions, but if you have anything left outstanding, please don't hesitate to contact the *FIRST* California Regional Director, Aimee Beck at abeck@firstinspires.org.

Additional details for the 2025 Ventura County Regional, as well as a list of participating teams, are available on the *FIRST* [event information webpage](#). Teams are also reminded that the complete [Competition Manual](#) is available from *FIRST*®.

The Ventura County Regional Planning Committee wishes you the best of luck at the event and looks forward to meeting you!

Michael Sessa, Regional Chairperson, michael.sessa@sessamfg.com

Aimee Beck, *FIRST* California Regional Director, abeck@firstinspires.org



Table of Contents

2025 Regional Schedule	3
Directions to the Ventura County Regional.....	4
Load-In/Out Map	5
Load-In and Load-Out Route	5
Load-In Instructions	6
Load-Out Instructions	6
Student Drop Off and Pick Up	7
Parking	7
Event Layout.....	8
Team Pits	8
Venue Respect	9
Machine Shop	9
Local Hardware Stores	9
Food Options.....	10
Impact Award and Dean's List Interview Information	11
Impact Award Interviews.....	11
Dean's List Interviews	11
National Anthem Tryouts.....	11
Social Media.....	12
Security Reminders	12
Safety is a Priority	12
Venue Restrictions	13

2025 Regional Schedule

Thursday, March 6	
4:45PM - 7:45PM	5 Team Reps to Load In and Set Up Pits
Friday, March 7	
7:45AM	5 Team Reps to Load In



8:30AM	Pits, Machine Shop, Registration, and Inspection Open
8:30AM - 6:00PM	Quiet Area Open
9:00AM	Load-in Ends
9:00AM - 11:00AM	Driver's Meeting, Field Open for Measurement and Calibration
11:00AM - 12:00PM	Lunch
12:00PM - 6:00PM	Practice Matches
1:00PM - 5:00PM	STEM Career Showcase
6:30PM	Pits and Machine Shop Close
Saturday, March 8	
8:00AM	Pits and Machine Shop Open
8:00AM - 6:00PM	Quiet Area Open
8:30AM - 8:50AM	Opening Ceremonies
8:50AM - 12:00PM	Qualification Matches
12:00PM - 1:00PM	Lunch
1:00PM - 5:45PM	Qualification Matches
5:45PM - 6:15PM	Awards Ceremony
~6:30PM**	Pits and Machine Shop Close immediately following Awards Ceremony
Sunday, March 9	
8:00AM	Pits and Machine Shop Open
8:00AM - 5:00PM	Quiet Area Open
8:30AM - 8:50AM	Opening Ceremonies
8:50AM - 12:00PM	Qualification Matches
~12:00PM - 12:30PM	Alliance Selections (begins 8 minutes after the end of Qualification Matches)
12:30PM - 1:30PM	Lunch
1:30PM - 5:00PM	Playoff Matches & Awards Ceremony
~5:30PM**	Pits close 30 minutes following the close of the Closing Ceremony

****Schedule subject to change. All times are estimated based on the flow of the matches.**

See the Pit Administration table for updated times.

Directions to the Ventura County Regional

From the North take 101 South — Exit on Ventura Road. Take it all the way down to Scott Street—at Ponoma Street, turn right. Teams may be dropped off at 333 Ponoma Street. Entrance to the venue will be through the pedestrian gate marked for student entrance.

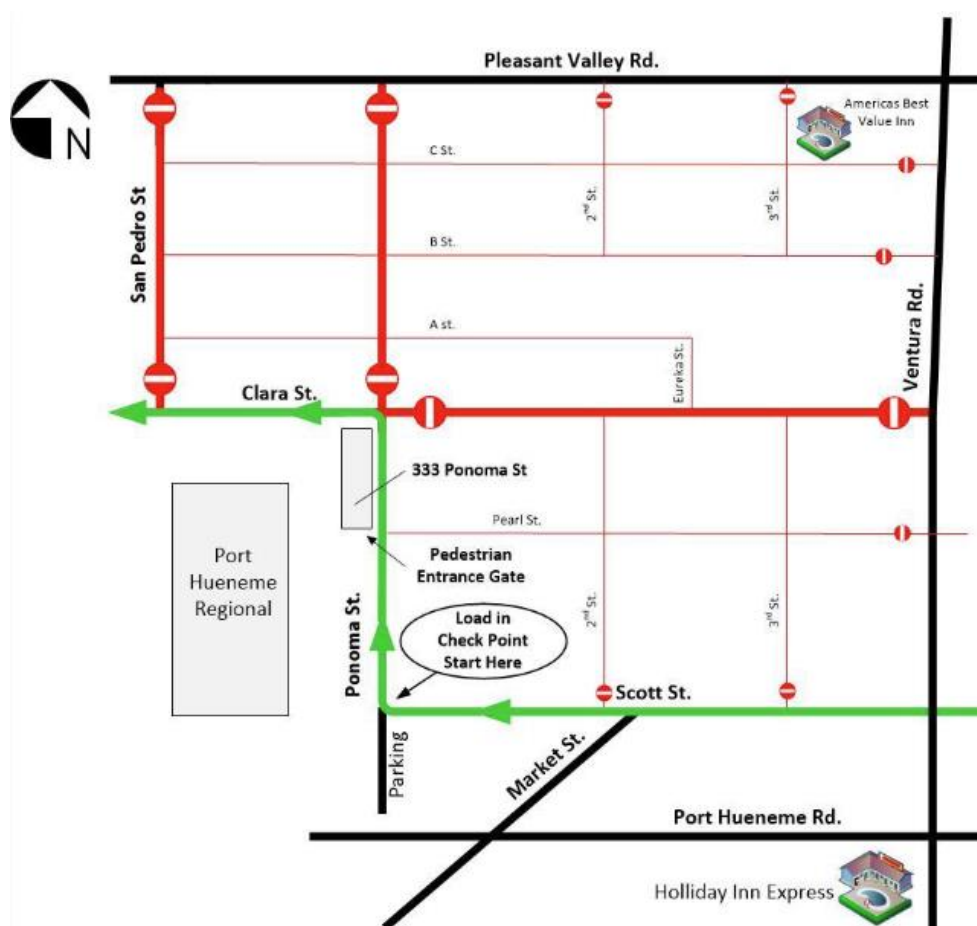
From the South take 101 North – Exit on Pleasant Valley Road. Turn left on Ventura and right on Scott Street.

All robot load-in must line up at the corner of Scott and Ponoma, NO EXCEPTIONS.

Vehicles blocking driveways or intersections will be directed back to the corner of Scott and Ponoma.

DO NOT ENTER ANY OTHER WAY, EXCEPT FOR SCOTT STREET to PONOMA.

Load-In/Out Map



Load-In and Load-Out Route

Teams are invited to load in their equipment on Thursday evening from 4:45 pm until 7:45 pm, and on Friday morning from 7:45 am until 9:00 am. Please put Ponoma Street and E. Scott Street in your GPS and it will direct you accordingly. Once in the load-in zone, teams are asked to quickly but safely unload their equipment and then



promptly relocate their vehicles to the designated parking lot. **Teams MUST wait in line – anyone cutting the line will be turned around and sent to the back of the line.**

During load-in drivers must stay with the vehicle at all times; no exceptions. An adult mentor must be present inside the venue with any students.

We recognize that the loading process may take some time, but teams are asked to be mindful of others as they are trying to do the same. Once your vehicle is unloaded please return to Ponomo Street for lot parking. Parking attendants and volunteers will be on hand to help direct and assist you. Overnight trailer parking will be in parking lot C, accessible by shuttle.

Load-In Instructions

Everyone entering the pit area, including during load-in, closed-heeled and closed-toed shoes, appropriate clothing, and appropriate hair ties. The following rules must also be followed during load-in:

- ⊘ No more than five (5) members of each team, including at least one adult, are allowed to load in a team's equipment. One driver will stay with the vehicle while the other helps load into the venue.
- ⊘ Venue restrictions require that **safety glasses must be put on before entering the pit area**. Team members must be prepared to wear them as soon they get out of their vehicles.
- ⊘ During the load-in periods, teams are only allowed to place and set up their equipment in their designated pit.
- ⊘ No work of any kind on the robot is allowed during the load-in periods, even if an inspector is present.
- ⊘ Teams are asked to leave the pit area once their equipment has been dropped off and their pit has been set up, including the Friday morning load-in period. This helps keep the pits safe by minimizing congestion in the pit aisles.
- ⊘ Teams must have their pits in a safe state when they leave, even if they only drop off their equipment during load-in.
- ⊘ **Unloading your vehicle should take no more than 15 minutes. Please be mindful of other teams waiting to load in.**
- ⊘ Teams are not allowed to set up lunch areas until the pits officially open on Friday at 8:30am. Items can be loaded into your team pit during load in, and moved from there after the venue opens to the public.

Load-Out Instructions

Load-out vehicles will be staged at Scott Street and Ponomo Road. Vehicles will be directed from that point. **As with load-in, drivers must stay with the vehicle at all times and an adult mentor must be present with the team.**

For load-out, all pit materials, tools, and robots must be queued in the staging area before your team's vehicle(s) is called forward.



Student Drop Off and Pick Up

All vehicles and buses should drop off and pick up team members in front of the 333 Ponoma Street (Port building) outside the pedestrian gate. Vehicles should only line up on Ponoma and Scott Street for student drop-off and pick-up. This area must remain clear from excess traffic – no double parking and the line must keep moving!

Please be mindful of neighbors - the Port is located adjacent to a residential area. Keep noise to a minimum outside of the Port. Please do not arrive early, venue doors will not open until 8:30AM. Teams are not allowed to loiter outside of the fences! Once dropped off, please head towards the team waiting area in the parking lot until the doors open.

Parking

Except for volunteers and staff, there is no parking at the venue for the general public. Please do not park along residential streets. Any vehicles blocking driveways and intersections will be ticketed and/or towed at the owner's expense.

Free parking will be available in lots B and C. A shuttle will go from the parking lots to the venue continuously from 7:30AM to 7:30PM. For handicap parking, there are limited handicap spots in the 333 Ponoma parking lot. There is no overnight parking at the Port. However, **free overnight parking is available at the back of lot C.**

Parking & Shuttle:



FREE EVENT PARKING AT LOTS B & C

- EVENT PARKING B
- EVENT PARKING C
- EVENT VENUE
- - - SHUTTLE ROUTE

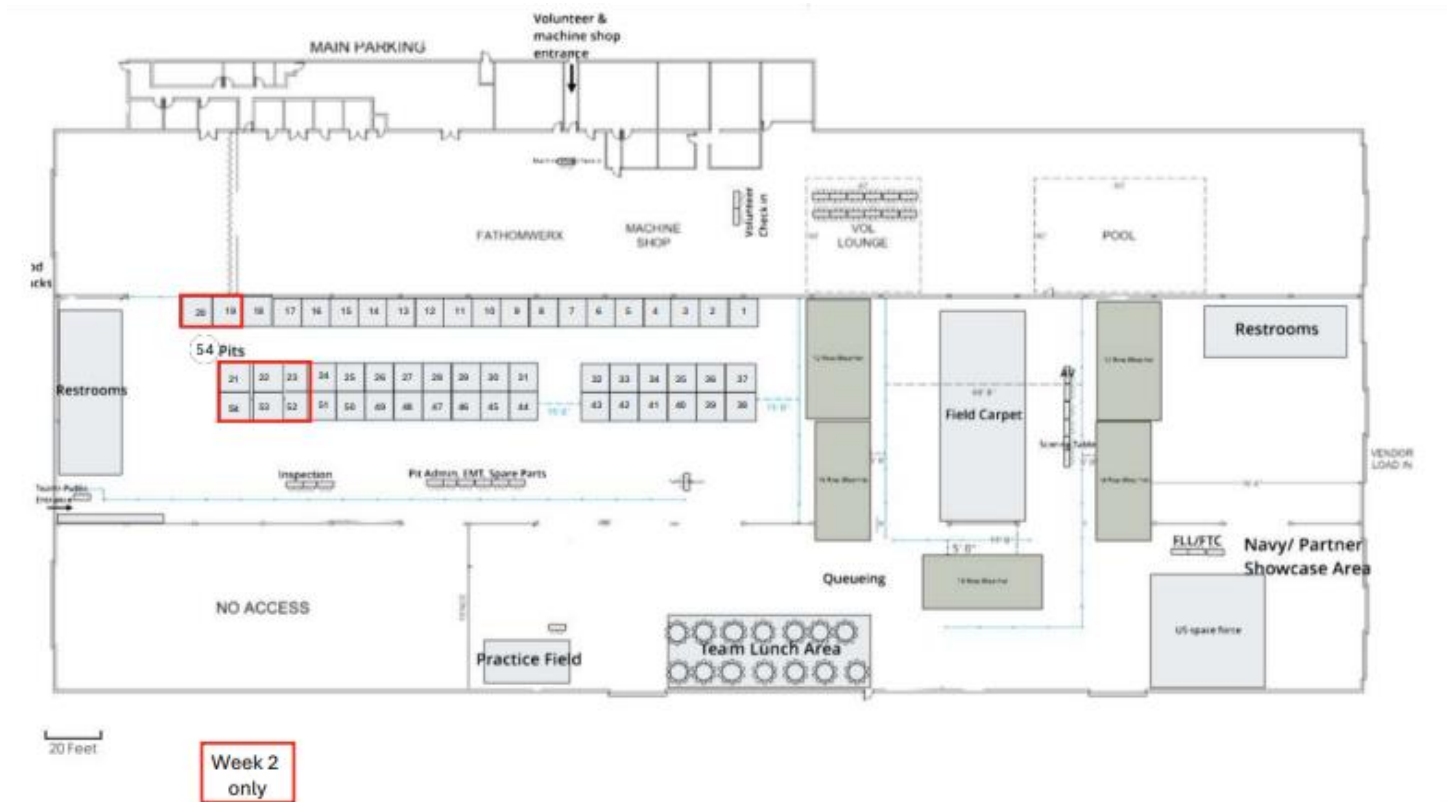
The shuttle will run from 7:30AM to 7:30PM on Friday, Saturday, and Sunday

The shuttle will stop at both parking lots before arriving at the event venue (The Port of Hueneme) and repeat.



Event Layout

The competition field and pit areas are located on the arena floor of the Fathomwerx building. A pit map will be on display at the venue and printed and placed in your Pit Admin Envelope. The practice field and machine shop are located in the venue.



Team Pits

Teams can begin setting up their pit during the load-in periods on either Thursday evening or Friday morning. Teams are strictly not allowed to work on their robots during this time. Only five (5) team members including one adult are allowed in the team's pit during setup. Teams are required to have team-provided safety glasses at all times before entering the venue. **The venue will not provide safety glasses for teams.**

Once the pits officially open on Friday at 8:30 am, more team members are welcome in the team's pit.

Each pit is a 10' x 10' space with one power drop per team. Teams are encouraged to bring their own power strip with an appropriate surge protector. Any items taped to the floor—such as extension cords—must be attached with gaffer tape only. No electrical or duct tape should be used.

Team equipment is restricted to their designated 10' x 10' space. Teams are not permitted to have items overflow in the aisle, an adjoining team's pit space, or any other open space near a team's pit. This restriction includes tools as well as backpacks, coats, and seating.



Teams are encouraged to show their team spirit through their pit decorations and mascots.

For pit display ideas, see the Chief Delphi threads on [Pit Structure Ideas](#) and [What Makes a Good Pit?](#)

Venue Respect

Please ensure your team is being gracious professionals. Do not litter inside or outside of the venue, ensure all trash goes into a receptacle. The port is located in a residential area. The quiet hours in the area are 7:00PM to 7:00AM. Be courteous of the neighbors, and keep noise to a minimum until inside of the gates. Please do not park along residential streets. Any vehicles blocking driveways and intersections will be ticketed and/or towed at the owner's expense.

Please be kind to all volunteers and staff. If you are not being gracious professionals, you may be removed from the event.

Machine Shop

The Ventura County Regional machine shop services are provided by Fathomwerx. For safety reasons, only approved volunteers are authorized to use the machine shop equipment, but teams are welcome to request specific fabrications.

Teams needing an air compressor can visit the machine shop located in Fathomwerx. Teams are not allowed to run fabrication equipment (e.g., 3D printers) outside of when the pits are open. Students are not authorized to enter the machine shop area without approval. Fabrication equipment can only be used when a Fathomwerx employee or official attendant is in attendance.

The machine shop operating hours closely coincide with when the pits are open:

Friday, March 7 8:30 am – 6:30 pm

Saturday, March 8 8:30 am - 6:30 pm

Sunday, March 9 8:30 am- 5:00 pm

Local Hardware Stores

Here's a short list of nearby hardware stores within close proximity to the venue.

- € Harbor Freight Tools (3.0 miles)
2628 Saviers Rd. Oxnard, CA 93033
- € Ace Hardware (4.2 miles)
663 W Channel Islands Blvd. Port Hueneme, CA 93041
- € True Value (2.6 miles)



3330 Saviers Rd., Oxnard, CA 93033

☞ The Home Depot (8 miles)
401 W Esplanade Dr., Oxnard, CA 93036

Food Options

Food Vendors will be available on-site. Food must be consumed in the designated areas. To save time, we highly recommend pre-orders. All vendors accept pre-orders through text, email, and/or their website.

KABOBAHOLIC: 11:00 am - 3:00 pm on Friday, Saturday & Sunday

- ☞ Wraps... Beef, Chicken, Gyro (Halal), Falafel (Vegan/Vegetarian)
- ☞ Loaded Fries ...Sloppy, Gyro, Last Call
- ☞ Fries... Garlic Feta, Cheese, Plain
- ☞ Beverages: Assorted drinks and water

Text pre-orders +1(949)400-4696

Email pre-orders kabobaholic@gmail.com

Website for full menu and pre-order <https://thekabobaholic.com>

DEZZERTAHOLIC: 7:00 am - 5:45 pm on Friday, Saturday & Sunday

- **Ice Cream** - 1 Scoop/ 2 Scoops Vanilla, Chocolate, Strawberry, Banana Walnut, Pomegranate Sorbet (vegan), Saffron Rosewater with Pistachios, vegan Saffron Rosewater with Pistachios, Creamy Rosewater, Lavender, Coffee, Alfonso Mango, Dulce de Leche, Mint chocolate chip, Vegan Chocolate, Vegan Banana walnut, Vegan mango
- **Ice Cream Floats, Coffee Glaceè, Chocolate Glaceè**
- **Hot Drinks:** Drip Coffee, Latte, Mocha, Honey Oat Lavender Latte, Assorted Tea, Hot Chocolate, Chai Latte, Turmeric Ginger Chai Latte
- **Iced:** Cold Brew, Cold Brew Latte, Strawberry Mocha Cold Brew, Assorted Iced Tea, Iced Chai Latte, Iced Turmeric Ginger Chai Latte
- **Pastries:** Baklava (Pistachio or Walnut), Persian Almond cookies, Vegan mini cookies, Chocolate chip cookies, breakfast pastries (Muffins, croissants, cinnamon rolls,...)

Text pre-order +1(562) 477-9097

Email pre-orders and pricing Dezzertaholic@gmail.com

Website for menu <https://dezzertaholic.com/>

PIZZA MAN DANS: 10:30 am - 4:00 pm on Friday, Saturday & Sunday

Individual Cheese or Pepperoni Pizzas, sodas, Order +1(805) 658-6666



Snack Table - There will be a snack table available every day with the proceeds benefiting Autism Ventura County. They accept Cash, Venmo, and Credit/Debit cards.

Places to eat in Port Hueneme:

• Anacappuccino • Antonio's Mexican Food & Grill • Blue Elephant Thai • Broasted Chicken • Carnitas El Brother • Conchita Bakery Panaderia • Dave's Hot Chicken • Denny's • Dumpling House Restaurant • El Burrito De Mexico • Fresco Juice Bar • Great Central Steak and Hoagie Co • Habit Burger & Grill • Ihop • Jack in the Box • KFC • kungfu noodles • La Llama • La Playa Soul Kitchen • Los Arcos • Mandarin House Restaurant • Mariscos Cancun Mexican seafood grill • McDonald's • Monarcas Meat Market • Peebee & Jay's • Pho Saigon • PizzaMan Dan's • Poke Land • Poke Ramen • Ragin' Pot • Subway • Surfside Seafood • Sushi Hanada • Sushi Holic • Sushi Ichi 805 • Taco Bell • Taco's Jalisco • THE CAFE • Wendy's

It's recommended that each team assigns a few adults to develop a plan for providing meals and snacks for the team throughout the event.

To make sure your team is prepared and on time for their first match after lunch, it's highly recommended that the entire team not leave the venue for lunch.

Impact Award and Dean's List Interview Information

Impact Award Interviews

The Impact Award interviews will be held on Saturday March 8th. The Impact Awards interview schedule will be posted in the Pit Admin area Friday morning.

The interview location is in the Port of Hueneme Building next to the venue. Teams are expected to check in with the Impact Award queuer at the hallway entrance next to the Impact Award sign 15 minutes prior to their interview. If they cannot make their scheduled time, it is up to the team to find another team willing to swap interview times. Both teams will then come to Pit Admin who can approve the change and Pit Admin must alert the Judge Advisor.

Dean's List Interviews

The Dean's List semi-finalist interviews will be conducted on Friday, March 7th. The interview schedule will be posted in the Pit Admin area during check in on Thursday.

Interviewees are expected to check in with the Dean's List queuer at the hallway entrance next to the Dean's List sign 15 minutes prior to their interview time.

National Anthem Tryouts

Team members are welcome to try out to perform the National Anthem at opening ceremonies. Tryouts will be posted at Pit Admin on Friday morning. Tryouts will be held at 2pm on Friday and Saturday.



During the Ventura County Regional, teams are encouraged to use social media to showcase their adventures by using the hashtags:

- ✱ #FIRSTRoboticsCalifornia
- ✱ #VenturaCountyRegional
- ✱ @FIRST_Official_
- ✱ #FIRSTINSPIRES
- ✱ #OMGROBOTS
- ✱ #MoreThanRobots
- ✱ #FIRSTtweets

The Ventura County Regional will be streamed on multiple *FIRST* Inspires Twitch channels. Please refer to the [FRC.Watch](#) webpage for links and channel for more information.

Security Reminders

It is highly recommended that teams use security locks or cables to attach computers to a large object such as a table. Label all robot batteries, battery chargers, controllers, etc. with your team number. Turn in lost and found items to the Pit Admin in the Pit area. Do not leave valuables unattended.

Safety is a Priority

Everyone (all ages) entering the pit area, including during load-in, must wear safety glasses at entry. This is venue-specific. Teams MUST bring enough safety glasses for every student, mentor, and family member who may be visiting the team in the Pit area.

Everyone is required to wear ANSI-approved eye protection (safety glasses) while in the Pit area. Lightly tinted yellow, rose, blue, and amber tints are *FIRST* approved. Reflective lenses are prohibited; eyes must be visible to others.

FIRST Robotics Competition participants must wear closed-toed shoes that completely cover the entire foot. Shoes must be substantial and have closed toe and heels to protect against foot injuries, regardless of work location. Flip-flops, sandals, mules, lightweight slippers, Crocs, etc. are not acceptable.

Spectators attending *FIRST* competitions should follow the same footwear rules as the teams. Loose sandals (like flip-flops) or bare feet are not permitted in the Pit area under any circumstances. Spectators who do not meet the footwear requirement for participants are not allowed inside individual team Pits or where robots are being worked on; they must remain in the Pit aisles only.

Children 12 and under must have a person 18 or older with them at all times. Child strollers and baby carriages are not allowed within the individual Pit stations.



Safety glasses are required during load-in. If the team ships their robot in a crate, then it's important to bring safety glasses with them for load-in.

Venue Restrictions

Please read the following restrictions and adhere to them in order to promote an orderly, safe, pleasant, and exciting competition. As a group, we all should honor agreements with the venue and help promote the spirit of good partnership.

- ⌘ **Do not save bleacher seats.**
- ⌘ **Do not use skateboards or 'hoverboards'.** This is a safety concern.
- ⌘ **Do not use drones.** This is a safety concern.
- ⌘ **Do not bring bottled gas tanks (e.g. helium).** This is a safety concern.
- ⌘ **Do not use noisy devices**, such as floor stompers, whistles, and/or air horns.
- ⌘ **Do not arrange for Internet access or phone lines** from venue service providers or attempt to use venue internet connections reserved for event purposes (e.g., FMS or streaming).
- ⌘ **Do not sell any products.** This includes food, hats, shirts or any promotional products.
- ⌘ **Do not distribute any food products;** such as candy, soft drinks, or fruit within the pits or the grandstands. There are designated eating areas for your convenience.
- ⌘ **Do not sell raffle tickets.**
- ⌘ **Do not use walkie-talkies.**
- ⌘ **Do not invite or bring live bands to play in the audience.** This dilutes the presentation on the playing field and is too loud and confusing for the audience.
- ⌘ **Do not play loud music in the Pit** because it interferes with important announcements. If a team receives more than one warning, power to the team Pit will be turned off and/or the music device confiscated.
- ⌘ **Do not form "tunnels" during the Awards Ceremony.** This can cause discomfort to those traveling through them and creates safety issues.
- ⌘ **Outside food and beverages are allowed ONLY in the designated eating area,**
Only bottled water is allowed in all other areas. You may set up your lunch area after Friday at 8:30am and keep it for the entire regional. However, you are responsible for cleaning your area. Please bring large black garbage bags for your trash. DO NOT put large trash items in the garbage cans. There will be a designated area for your trash bags.
- ⌘ **Do not hang anything on the venue walls;** including signs, banners, flags, drapes, etc